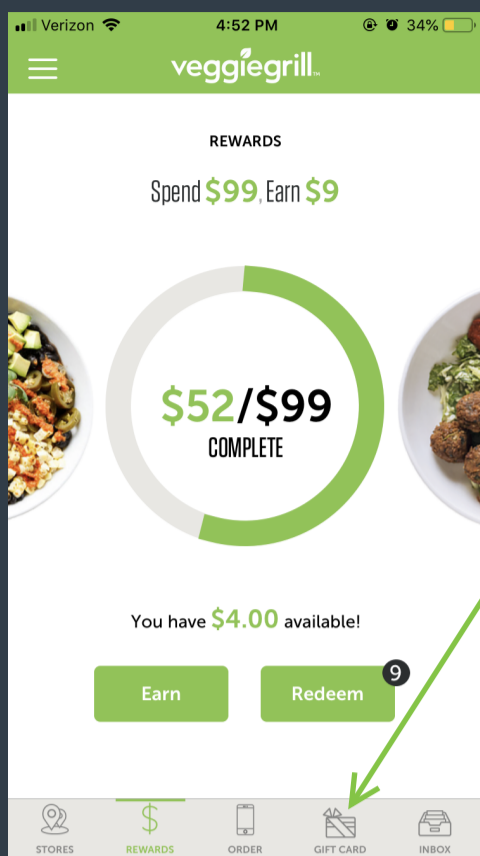


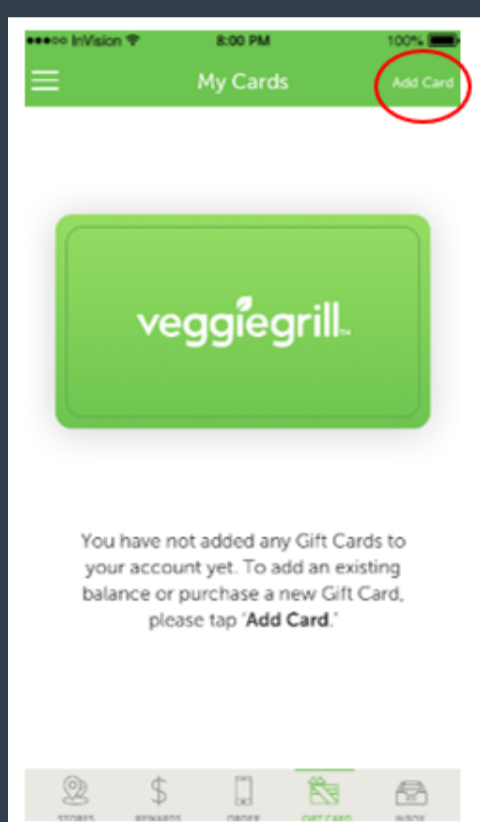
VG Rewards Digital Gift Cards

Follow these 4 easy steps to purchase a digital gift card in the VG Rewards app.



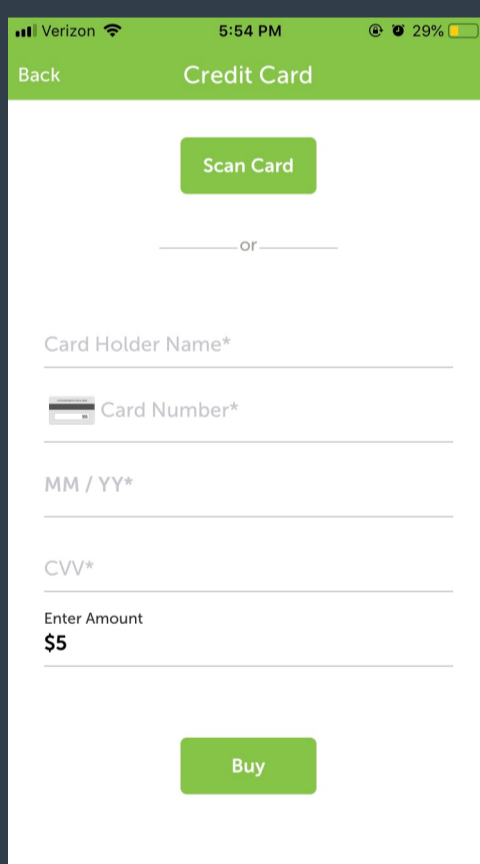
Step 1: Tap "Gift Cards" on the bottom navigation

If you have not purchased a gift card in the app, you will be required to create a passcode. This passcode will serve as a security measure to protect your gift cards.



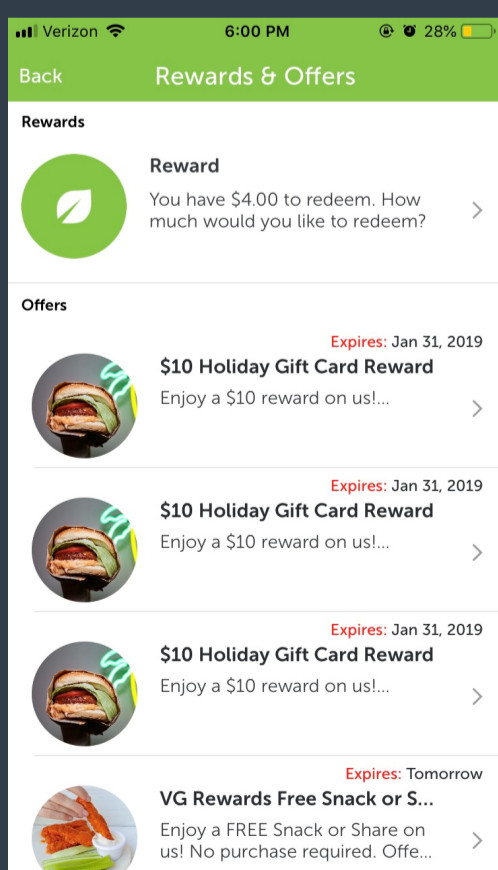
Step 2: Tap "Add Card"

You will be prompted to purchase a new gift card, upload a physical gift card, or to gift a card.



Step 3: Enter your payment method details

You will receive a confirmation pop-up once your order processes. You will receive a confirmation email to the email address associated with your VG Rewards app account.



Step 4: Your Reward Cards

To view your Holiday Gift Card Reward, tap "Redeem" on the home screen. You can tap on the offer to view additional details. All Holiday Gift Card Rewards must be used in a single transaction and expire on March 31, 2019.

Have questions? Please contact us at giftcards@veggiegrill.com.